

# DID Series

## Direct / Indirect Linear Strip



### FEATURES & SPECIFICATIONS

#### INTENDED USE

Medium body decorative strip with reflectors and basket options for offices, conference rooms, retail, and utility areas requiring concentrated illumination in a commercial quality configuration with more style. By choosing the reflector types and basket materials, the lighting designer can control the light intensity.

#### SIZE W x L x H in inches (mm)

Fixture width and height vary with reflector selection

Fixture length = lamp(s) length

#### MATERIALS & FEATURES

Housing is die-formed and embossed code 22 gage steel. Body finish is high reflectance baked white enamel. Wiring knockouts are provided on back and end of housing. Reflectors attach with quarter turn fasteners; no tools required for ballast access. End plate doubles as coupler for continuous row mounts. Reflectors available in several materials. Perforated metal reflectors and baskets are made of cold rolled steel treated with rust inhibitor. Perforated metal parts are post painted with a durable baked polyester coat. Each piece is formed by our state-of-the-art multi-radii machine for consistency.

- P10 - Perforated Reflector
- W30, economical white steel reflectors, for abusive locations
- M24, Premium full specular (mirrored) reflectors, for abusive locations

### ORDERING INFORMATION

DID	2		32		8		W30	BF	MV	
	(Lamps not Included)									
Series	Lamp Count	Lamp Type [1]	Tandem Code [2]				Ballast & Voltage [1]			
DID Direct/Indirect	1 or 2	20	24in. T12					E120 Electronic, 120V		
	1 or 2	30	36in. T12	6	6ft. Tandem (Double Lamp Count)			E277 Electronic, 277V		
	1 or 2	40	48in. T12 [6]	8	8ft. Tandem (Double Lamp Count)			MV Electronic, Multivolt		
	1 or 2	F96T12	96in. T12 Slimline					H120 Electronic, Hi-Lume 120V		
	1 or 2	F48T12HO	48in. T12	8	8ft. Tandem (Double Lamp Count)			H277 Electronic, Hi-Lume 277V		
	1 or 2	F72T12HO	72in. T12					H MV Electronic, Hi-Lume Multivolt		
	1 or 2	F96T12HO	96in. T12 [8]					L120 Electronic, Lo-Lume 120V		
	1 or 2	17	24in. T8					L277 Electronic, Lo-Lume 277V		
	1 or 2	25	36in. T8	6	6ft. Tandem (Double Lamp Count)			LMV Electronic, Lo-Lume Multivolt		
	1 or 2	32	48in. T8	8	8ft. Tandem (Double Lamp Count)			M120 Magnetic, 120V		
	1 or 2	59	96in. F96T8 59W Slimline					M277 Magnetic, 277V		
	1 or 2	F48T8HO	48in. T8	8	8ft. Tandem (Double Lamp Count)			S Residential 120V Ballast		
	1 or 2	F96T8HO	96in. T8					Basket Type		
	2	14	22in. T5 [5]					BP Perforated Basket		
	2	21	34in. T5 [5]					BF Fine Fluted Lens Basket		
	2	28	46in. T5 [5]	8	8ft. Tandem (Double Lamp Count)			BL Smooth White Lens, Basket		
	2	24	22in. T5HO [5]					Reflectors [3]		
	2	39	34in. T5HO [5]					W30 White Steel Reflector		
	2	54	46in. T5HO [5]	8	8ft. Tandem (Double Lamp Count)			P10 Perforated Reflector		
								M24 Full Specular (mirrored) Reflector		

#### Notes

- [2] Tandem doubles length and lamp count. Same lamps in cross section, additional lamps end to end.  
 [3] Custom reflectors available to create any light distribution.  
 [4] HiLume and LoLume ballasts available for T8 lamps only.  
 [5] T5 & T5HO S body strips are full 24/36/48/96in length. See KDS series for shorter strips.  
 [6] Magnetic ballasts available for T8 & T12 only.  
 [7] Standard magnetic T12 ballasts for 48in lamp drive a 34W energy saver. Specify electronic to drive 48in T12 34 or 40W lamp.  
 [8] Electronic ballasts ONLY for F96T12HO.

Catalog Number:
Notes:

Example: DID 232 W30 BF MV

#### Options [1]

- WP 6 ft. 3 wire 18 gauge whip  
 WP10 6 ft. 4 wire 18 gauge whip  
 EM Emergency ballast, 500 lumens  
 EM14 Emergency ballast, 1400 lumens

EM14 ballast req'd for T5HO lamps

# DID Series


Direct / Indirect Linear Strip




## DIMENSIONS

All dimensions are inches. Specifications subject to change without notice.


### Basket Options





Smooth  
White Lens



Fine Fluted  
Lens



Perforated



Catalog Number:
Notes: