




# 209 Series

## Shallow Economy Wraparound



### FEATURES & SPECIFICATIONS

#### INTENDED USE

A shallow economy designed wrap around fluorescent luminaire available for the use with two lamps in either two or four foot lengths. Low initial cost, maintenance free, this series also delivers excellent brightness control.

#### SIZE W x L x H in inches (mm)

2 Lamp - 9.375W x 24L x 3.1Dp (2ft.)

2 Lamp - 9.375W x 48L x 3.1Dp (4ft.)

#### LAMP

2 lamp

#### CONSTRUCTION

Completely die formed from heavy gauge cold rolled steel. Design embossed ends are locked and secures to the housing. Wireway cover snaps on or off without tools.

#### ELECTRICAL

Unless otherwise specified, ballasts are rapid start class "P" thermally protected, H.P.F., CBM-ETL. Optional ballasts available include: energy saving (ESB), electronic (ELB), dimming (DIM), low temperature (LW). Standard voltage on all fixtures is 120V 60Hz AC, or as specified. Sufficient knockouts are provided on the back and ends for all connections and through wiring. All fixtures bear U.L. labels.

#### MOUNTING

Suitable for individual or continuous run installations. May be surface or pendant mounted.

#### DIFFUSERS

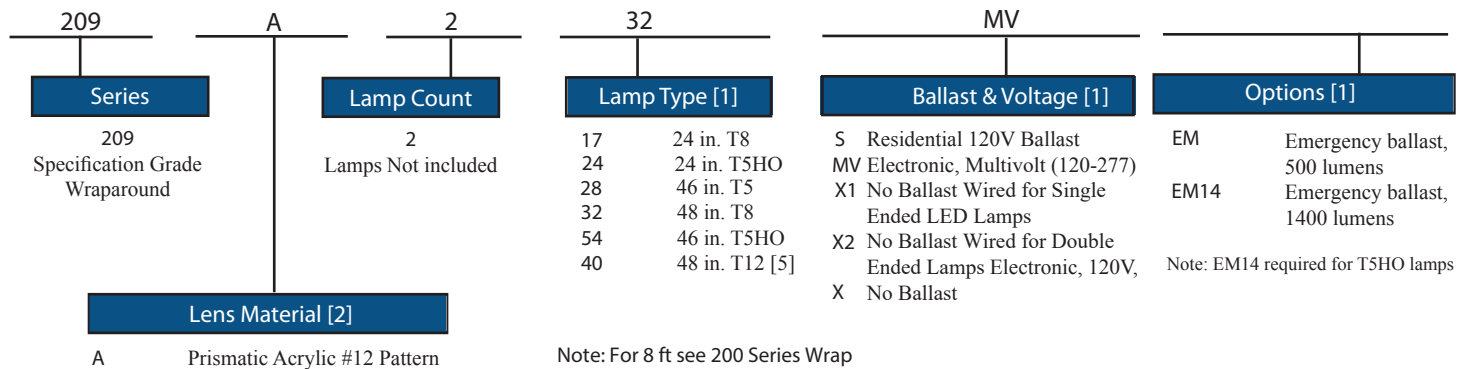
A crystal clear diffuser extruded from 100% virgin acrylic that will maintain its color under normal conditions, indefinitely. Linear prisms on the interior side walls direct the light ceilingwards, which can then refract back down. The bottom is composed of an evenly spaced pattern of conical prisms yielding low brightness, glarefree diffused light. Diffuser is lift and shift for ease of relamping and cleaning and is capable of hanging down from either side of the housing.

#### LISTING

Fixture & Ballast: UL Listed Ballast: Thermally protected, class P, HPF, Non PCB

### ORDERING INFORMATION

Example: 209A232MV




#### Notes

- [1] See end of T02SURF for many additional lamps, ballasts, finishes, and options.
- [2] Custom louvers available in any cell configuration. Consult factory for additional information.
- [3] HiLume and LoLume ballasts available for T8 lamps only.
- [4] Consult factory for custom finishes.
- [5] Magnetic & Electronic T12 ballasts drive a 34W energy saver lamp.

Catalog Number:
Notes:

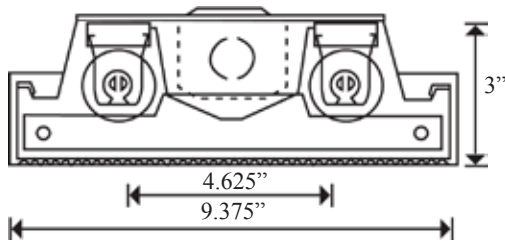
# 209 Series

## Shallow Economy Wraparound

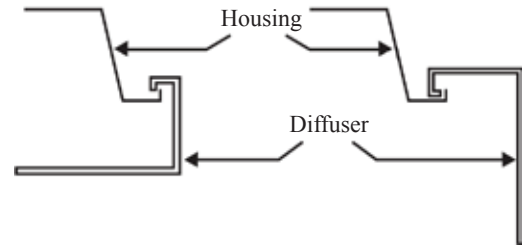


### DIMENSIONS

All dimensions are inches. Specifications subject to change without notice.



Diffuser Mounting and Hinging Detail  
Lift and Shift to Remove



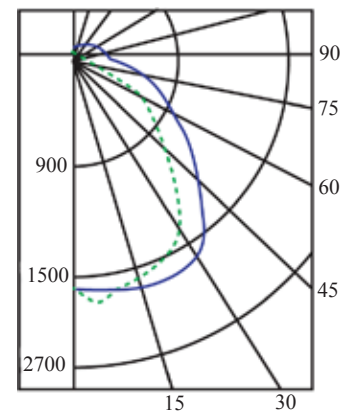
### PHOTOMETRICS

Calculated using the zonal cavity method in accordance with IESNA LM41 procedure. Lamp configurations shown are typical. Photometric data on these and other configurations available upon request.

Coefficients of Utilization

Floor	20%	20%	20%	20%	20%	20%	20%	20%	20%	20%	20%	20%	20%	20%	20%	20%	20%
Ceiling	80%	80%	80%	80%	70%	70%	70%	70%	50%	50%	50%	30%	30%	30%	10%	10%	10%
Wall	70%	50%	30%	10%	70%	50%	30%	10%	50%	30%	10%	50%	30%	10%	50%	30%	10%
RCR		Zonal cavity coefficients							209		Spacing ratio		Along 1.2		Across 1.4		
1	78	74	71	68	75	72	69	66	67	65	63	63	62	60	60	58	57
2	71	65	60	56	68	63	58	54	59	55	52	56	53	50	53	50	48
3	65	57	52	47	63	56	50	46	53	48	44	50	46	43	47	44	41
4	60	51	45	40	57	50	44	39	47	42	38	44	40	37	42	39	36
5	54	45	39	34	52	44	38	33	42	36	32	39	35	32	37	34	31
6	50	40	34	29	48	39	33	29	37	32	28	36	31	27	34	30	27
7	46	36	30	26	45	35	30	25	34	28	25	32	27	24	31	26	23
8	43	33	26	22	41	32	26	22	30	25	21	29	24	21	28	23	20
9	39	29	23	19	38	29	23	19	27	22	19	26	21	18	25	21	18
10	36	27	21	17	35	26	21	17	25	20	16	24	19	16	23	19	16

Distribution Curve



Catalog Number:
Notes: