

# Mini 2" Linear Pendant

## Low Profile Linear Lighting

### FEATURES & SPECIFICATIONS

#### INTENDED USE

This Mini 2" linear Pendant provides a bold look from a small fixture. Mounted from cable or surface mounted this fixture can be used individually or joined together for longer runs. End caps can be removed to join two fixtures together. Choice of diffuser including matte white lens or specular parabolic louver 1/2" x 1/2" x 3/8". Fixtures come standard in white and can be powder coated in Silver, Red, Iron or Black. Consult for custom color. This fixture is ideal for both general lighting in row configurations or spaced evenly apart or for task lighting over what you want to say "look here."

#### SIZE W x L x H in inches (mm)

4ft. - 1.57" x 46" x 3.25"

8ft. - 1.57" x 92" x 3.25"

Consult for 2' version

#### LAMP

1 lamp position

#### CONSTRUCTION


Rugged steel housing with anti-rust protection powder coated white. Custom paint finishes available.

#### ENDCAPS

Molded multicavity ABS white plastic.

#### MOUNTING

Mount with 4' adjustable cable (2 for 4' unit or 8' unit, included). Consult factory for longer cables. Surface mount.



#### DIFFUSER

Choice of diffuser including matte white lens or specular parabolic louver 1/2" x 1/2" x 3/8". Consult for baffled/louwer.

#### LISTING

Fixtures conform to Underwriters' Laboratories' standards for production and are carefully tested prior to packing.

#### TYPICAL OPTIONS AND ACCESSORIES

Emergency ballasts, Cord sets, whips, occupancy sensors Hanging kits, Wire guards. Contact factory for additional options.

### ORDERING INFORMATION

Example: 22SPI154MVWHHC301WH

<b>22</b>	<b>SPI</b>	<b>1</b>	<b>54</b>	<b>MV</b>	<b>WH</b>	<b>HC301</b>	<b>WH</b>
<b>Series</b>		<b>Lamp Count</b>			<b>Finish</b>		<b>Cord &amp; Canopy Finish</b>
22 Low Profile Linear		1 Lamps Not Included			WH White SL Metallic Silver RD Red IN Iron BK Black		WH White BK Black BKWH Black cord & White Canopy
			<b>Tandem Code</b>			<b>Cable Kit</b>	
			blank No Tandem 8 8 ft. Tandem			HC301 4 ft. cable kit HC302 8 ft. cable kit Blank (Surface Mount)	
		<b>Lamp Type [1]</b>		<b>Ballast &amp; Voltage [1]</b>		<b>Options [1]</b>	
		28 46 in. T5 54 46 in. T5HO		E120 Electronic, 120V E277 Electronic, 277V MV Electronic, Multivolt (120-277) H120 Electronic, 120V, Hi-Lume [3] H277 Electronic, 277V, Hi-Lume [3] HMV Electronic, Multivolt, Hi-Lume [3]		EM Emergency ballast, 500 lumens EM14 Emergency ballast, 1400 lumens	
	<b>Diffuser</b>						
	SPI Specular Parabolic Louver 1/2" x 1/2" x 3/8"						
	MW Matte White Lens						
	*Consult for Baffled / Louver						

Note: EM14 required for T5HO lamps

#### Notes

- [1] See end of T02LINEAR for many additional lamps, ballasts, finishes, and options.
- [2] Custom louvers available in any cell configuration. Consult factory for additional information.
- [3] HiLume and LoLume ballasts available for T8 lamps only.

Catalog Number:
Notes:

# Mini 2" Linear Pendant

Low Profile Linear Lighting



T E X A S

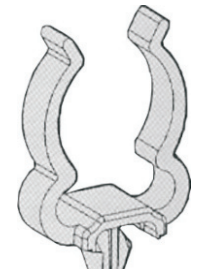
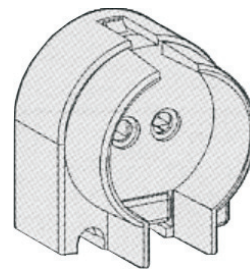
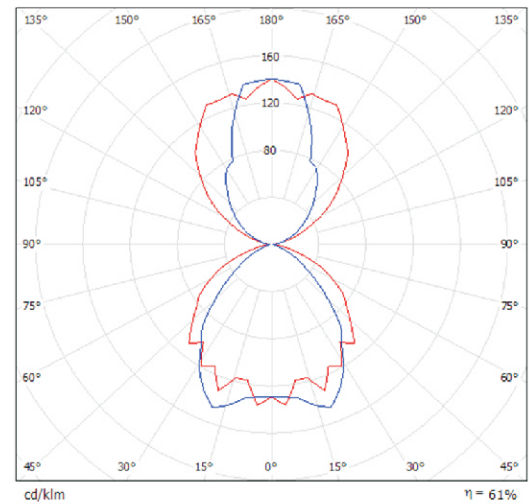
F L U O R E S C E N T S

## Glare Evaluation According to UGR

p Ceiling	70	70	50	50	30	70	70	50	50	30
p Walls	50	30	50	30	30	50	30	50	30	30
p Floor	20	20	20	20	20	20	20	20	20	20

Room Size	Viewing direction at right angles to lamp axis	Viewing direction parallel to lamp axis									
		X	Y								
2H	2H	16.6	17.4	17.4	18.2	19.3	14.2	15.0	15.0	15.8	16.9
	3H	17.7	18.4	18.5	19.2	20.3	14.4	15.1	15.2	15.9	17.0
	4H	17.9	18.6	18.8	19.4	20.5	14.3	14.9	15.2	15.8	16.9
	6H	18.0	18.6	18.9	19.5	20.6	14.2	14.8	15.1	15.6	16.8
	8H	18.0	18.6	18.9	19.5	20.6	14.1	14.7	15.0	15.6	16.7
4H	2H	16.6	17.3	17.5	18.1	19.2	14.6	15.2	15.5	16.1	17.2
	3H	17.7	18.3	18.7	19.2	20.3	14.8	15.4	15.7	16.3	17.4
	4H	18.1	18.5	19.0	19.5	20.6	14.8	15.2	15.7	16.1	17.3
	6H	18.2	18.6	19.2	19.6	20.8	14.7	15.1	15.6	16.0	17.2
	8H	18.2	18.6	19.2	19.5	20.7	14.6	15.0	15.6	16.0	17.2
8H	4H	17.9	18.3	18.9	19.2	20.4	14.7	15.1	15.7	16.1	17.3
	6H	18.1	18.4	19.1	19.4	20.6	14.7	15.0	15.7	15.9	17.2
	8H	18.1	18.4	19.1	19.4	20.6	14.7	14.9	15.7	15.9	17.2
	12H	18.1	18.3	19.1	19.3	20.6	14.7	14.9	15.7	15.9	17.2
	12H	4H	17.8	18.2	18.8	19.1	20.4	14.7	15.0	15.7	16.0
6H		18.0	18.3	19.0	19.3	20.5	14.6	14.9	15.6	15.9	17.1
8H		18.0	18.3	19.1	19.3	20.5	14.6	14.9	15.6	15.8	17.1



Stucchi-136A

G5 2A-500V T110

## Variation of the observer position for the luminaire distances S

S = 1.0H	+0.2/	-0.2	+0.6/	-0.9
S = 1.5H	+0.3/	-0.6	+1.1/	-2.2
S = 2.0H	+1.2/	-1.6	+2.0/	-4.0

Standard table	Bk03	Bk02
Correction	0.3	-3.3
Summand		

Corrected Glare Indices referring to 2 900m Total Luminous Flux

## Coefficient of Utilization

pfc=0.20

pcc	.8	.7	.5	.3	.1	0													
pw	.7	.5	.3	.1	.7	.5	.3	.1	.5	.3	.1	.5	.3	.1	0				
R C R	0	66	66	66	66	61	61	61	61	52	52	52	44	44	44	37	37	37	33
	1	61	58	56	54	56	54	52	50	46	45	44	39	39	38	33	32	32	29
	2	55	51	48	45	51	48	45	42	41	39	37	35	33	32	30	28	27	25
	3	51	45	41	38	47	43	38	35	37	34	31	31	29	27	26	25	24	21
	4	47	40	35	32	43	38	33	30	33	29	27	28	26	24	24	22	20	18
	5	43	36	31	27	40	34	29	26	29	26	23	25	23	21	21	19	18	16
	6	39	32	27	24	37	30	26	23	26	23	20	23	20	18	19	17	16	14
	7	36	29	24	21	34	27	23	20	24	20	18	21	18	16	18	16	14	13
	8	34	26	22	18	31	25	21	18	22	18	16	19	16	14	16	14	13	11
	9	31	24	20	16	29	23	19	16	20	17	14	14	15	13	15	13	11	10
	10	29	22	18	15	27	21	17	14	18	15	13	16	13	12	14	12	10	9

Catalog Number:
Notes:

Texas Fluorescents  
 2055 Luna Rd. Suite 142 Carrollton, TX 75006  
 Phone: 972-247-3171 Fax: 972-247-0200

www.texasfluorescents.com email: sales@texasfluorescents.com

# Mini 2" Linear Pendant

Low Profile Linear Lighting

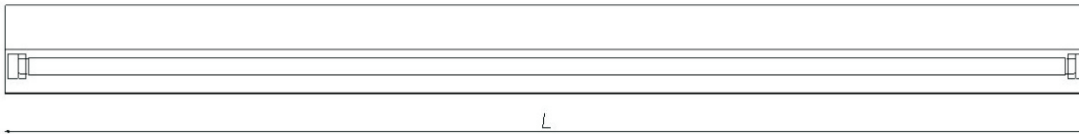
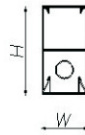


T E X A S

F L U O R E S C E N T S



4FT 28W



Catalog Number:

Notes:

Texas Fluorescents  
2055 Luna Rd. Suite 142 Carrollton, TX 75006  
Phone: 972-247-3171 Fax: 972-247-0200

[www.texasfluorescents.com](http://www.texasfluorescents.com) email: [sales@texasfluorescents.com](mailto:sales@texasfluorescents.com)