

44 Series

Recessed, Surface or Pendant Mount

FEATURES & SPECIFICATIONS

INTENDED USE

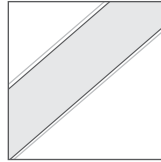
Specification grade, modular linear lighting luminaire in a geometric 4 inch shape. For use in indoor applications where individual or continuous lighting is desired for general or perimeter lighting applications. The 44 series is available in surface, pendant (suspended), or recessed (see matching wall series). Recessed 44 series are available for T Bar installation without a flange or for flanged construction for sheetrock installation. Pendant and surface mount configurations allow direct light only, indirect light only or direct light with uplight through slots. Pendant mounted fixtures can be used with cable kits or rigid stem kits specified separately. Surface and pendant fixtures can be painted in a variety of finishes for the right look for your application.

SIZE W x H in inches

4.0W x 4.0H (See Dimensions)
Length based on choice of Lamp Type.

LAMP

2 lamp position



SF frosted lens

FROSTED LENS

(acrylic snap-in lens)
frosted: 85% trans.

MATERIALS & FEATURES

Housing is die-formed and welded of heavy gauge cold rolled steel. Knockouts on the ends allow continuous wireway mounting. Fixtures can be hung in various types of recessed ceilings. Leveling lugs are available to support regular recess units.

FINISH


All metal parts are cleaned and treated with a three-stage phosphate coating. These are electrostatically sprayed with a high quality white baking enamel providing a minimum of 87% reflectivity.

DIFFUSERS

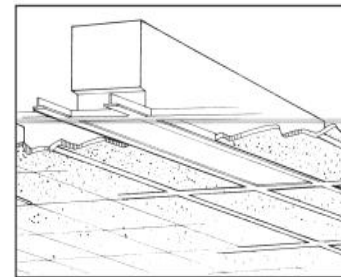
Various lenses lie on the side flanges of the fixture. Six and eight foot units have a steel mullion to join two individual diffusers. A baffled louver is available to shield glare.

TYPICAL OPTIONS AND ACCESSORIES

Emergency ballasts, Cord sets, whips, occupancy sensors, Hanging kits, Wire guards, Contact factory for additional options.



Surface Mount



Recessed

ORDERING INFORMATION

Example: **44RA232MV**

44R	A	232	MV	
Series	Lens Material		Ballast & Voltage	Finishes
44R Regular Recess Lay-In	A Prismatic Acrylic #12 pattern		MV Electronic, Multivolt (120-277)	Blank For Recessed
44RF Recessed w/Flange	MW Matte White Acrylic		DMV 0-10V Dimming, Multivolt	WH Matte White
44RR Recessed for Dry Wall - 1/2 inch	BL Baffled Louver		G*** 2 Wire Dimming, 120 or 277 volt	SL Silver
44S Surface or Pendant Direct Light Only	SP1 Specular Parabolic Louver 1/2" x 1/2" x 3.8"		S Residential 120V Ballast	BK Matte Black
44SI Surface or Pendant Indirect Only	SF SNAP-IN Frosted Lens		PMV Program Start (120-277)	BZ Bronze
44DI Surface or Pendant Direct w/ Indirect Slots			X1 For Single Ended LED Lamps	
			X2 For Double Ended LED Lamps	
	Lamp Count	Lamp Type		Options
	1, 2	17 24 in. T8		EM Emergency Ballast, 500 lumens
	1, 2	25 36 in. T8	6 6ft. Tandem (Double Lamp Count)	EM1 Emergency Ballast, 1400 lumens
	1, 2	32 48 in. T8	8 8ft. Tandem (Double Lamp Count)	M35 Asymmetrical reflector for wall wash 4'
	1, 2	14 24 in. T5		HC301WH 12' cable kit with White Canopy
	1, 2	21 36 in. T5	6 6ft. Tandem (Double Lamp Count)	HC302WH 12' cable kit with White Canopy
	1, 2	28 48 in. T5	8 8ft. Tandem (Double Lamp Count)	2SC224WH Pendant stem kit
	1, 2	24 24 in. T5HO		FOR CONTINUOUS ROW:
	1, 2	39 36 in. T5HO	6 6ft. Tandem (Double Lamp Count)	PI-1 3 Wire Harness, white, black & Green
	1, 2	54 48 in. T5HO	8 8ft. Tandem (Double Lamp Count)	PI-2 4 Wire Harness, for EM
				PI-3D 5 Wire Harness for dimming

F Flanged for sheetrock installation

Texas Fluorescents

2055 Luna Rd. Suite 142 Carrollton, TX 75006

Phone: 972-247-3171 Fax: 972-247-0200

www.texasfluorescents.com Email: sales@texasfluorescents.com

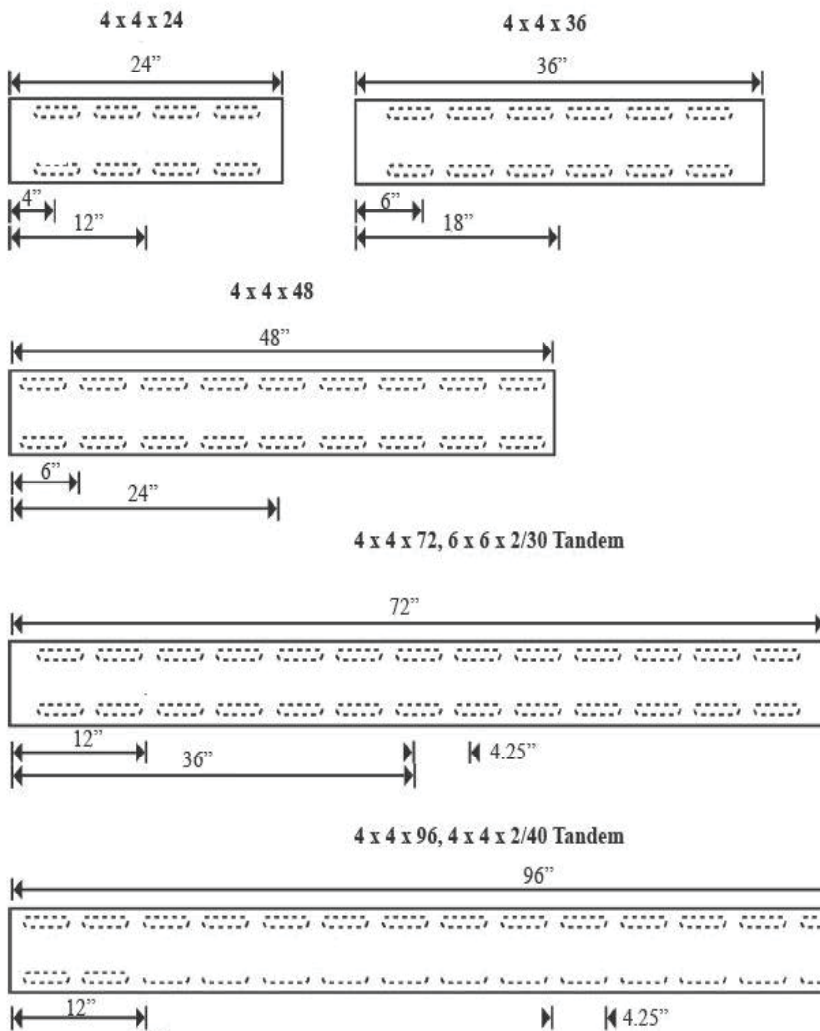
Rev. 01/12/14

Catalog Number:

Notes:

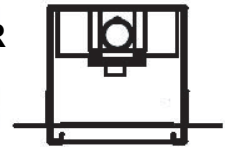
DIMENSIONS

All dimensions are inches. Specifications subject to change without notice.



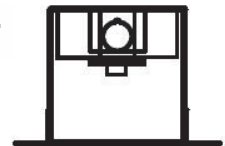
Flange Detail

Type **44RR**
1/2 inch
Recess for
Drywall



Flanged

Type **44RF**
Flush for
Drywall



Flanged

Type **44R**
for T-Bar



Flangeless