

ILI Series

2x2/2x4 LED/FLUOR

FEATURES & SPECIFICATIONS

INTENDED USE

The ILI22/ILI24 provides the look and feel of a fluorescent luminaire - subtle soft direct elements, interest and depth across the ceiling plane - with a contemporary look that blends with today's commercial spaces.

The frosted overlay lens combined with double cell nominal 2" spaly louver provides a low-brightness glow, with the effective combination of excellent light transmission and effective lamp obscuration.

APPLICATIONS

For recessed commercial applications such as offices, hospitals, schools, etc. Suitable for use in standard 15/16" interted T-bar grid ceilings.

FEATURES

- Employs a low profile troffer body
- Reflector distributes light through both optical elements
- Diffuser surround panels manage contrast and generate soft, even, higher angle luminance
- Linear arrayed LED modules provide soft but effective illumination



SPECIFICATIONS

HOUSING

Employs a low profile troffer body with white enamel finish

DIRECT OPTICAL COMPONENT

High reflectance optical engine delivers main beam focus through the optically designed acrylic lens/louwer

DIFFUSER SURROUND

Lumieo acrylic overlay manages the balance of efficiency and aesthetics. Double cell 2" splay trim adds character to the optical assembly.

REFLECTOR



High reflectance interior reflector

LUMINAIRE TYPE

Recessed troffer fixture body assembly 2'x2' and 2'x4' size

LIGHT SOURCE

- LED light engine includes 50 chip board and matched driver from LG Innotek;
- linear fluorescent options in T5, T5HO, T8 U-lamp lamps

| Item Number | Dimensions (LxWxH) | Lamping |
|---|----------------------|-------------------------------------|
| ILI224MV | 23.8" x 23.8" x 2.9" | 2-F24T5HO |
| ILI254MV | 23.8" x 47.8" x 2.9" | 2-F54T5HO |
|  ILI22L36W3500LDMV40K | 23.8" x 23.8" x 2.9" | 100 LEDS, 35.6W, 3510 Lumens, 4000K |
|  ILI24L52W5550LDMV40K | 23.8" x 47.8" x 2.9" | 200 LEDS, 52W, 5567 Lumens, 4000K |

ILI Series

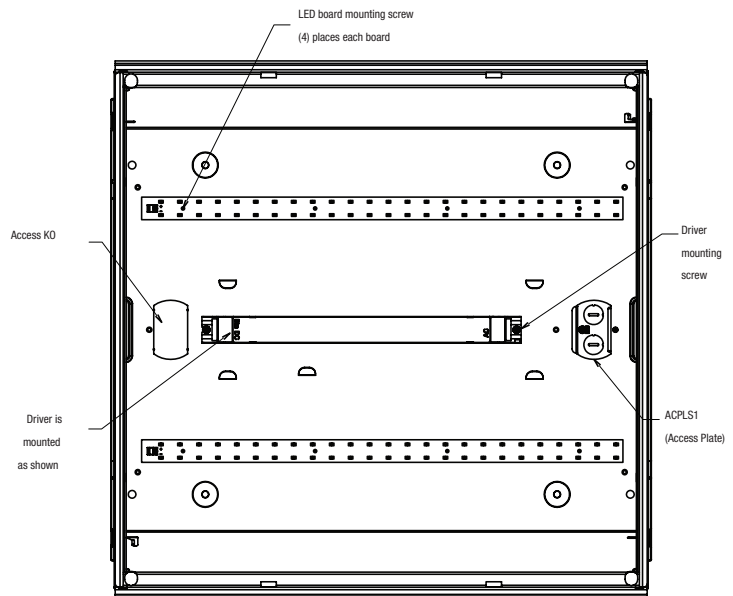
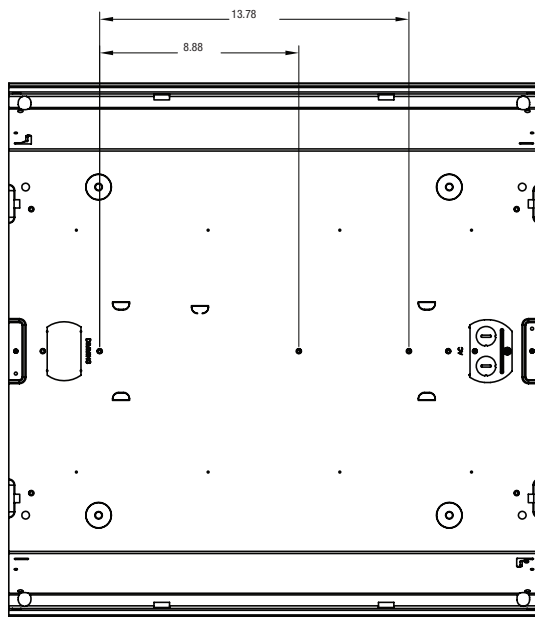
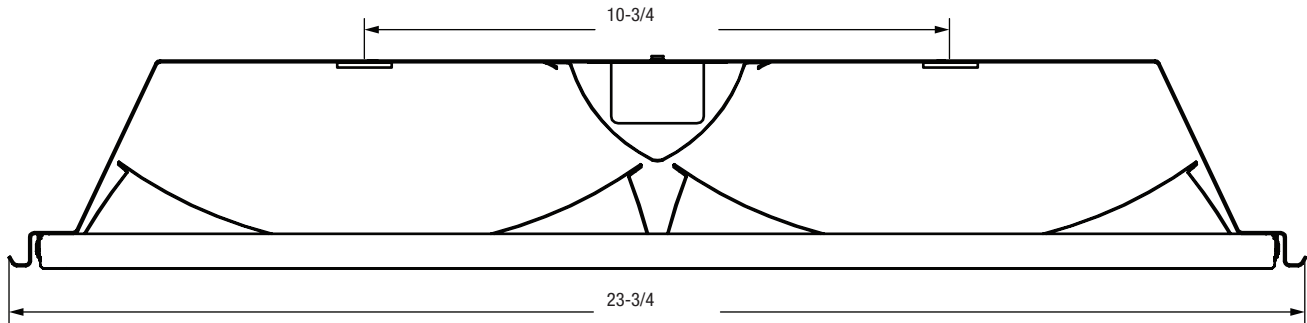
2x2/2x4 LED/FLUOR



T E X A S

F L U O R E S C E N T S

END PROFILE



Texas Fluorescents
2055 Luna Rd. Suite 142 Carrollton, TX 75006
Phone: 972-247-3171 Fax: 972-247-0200
www.texasfluorescents.com Email: sales@texasfluorescents.com

Catalog Number:

Notes:

ILI Series

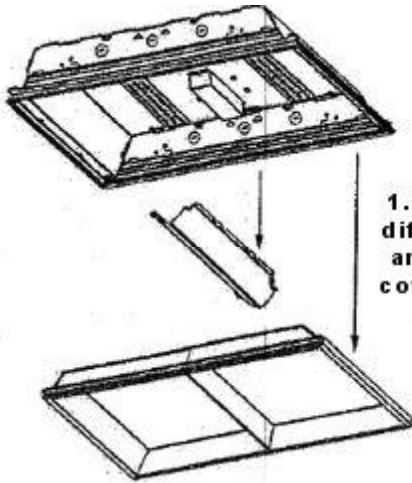
2x2/2x4 LED/FLUOR



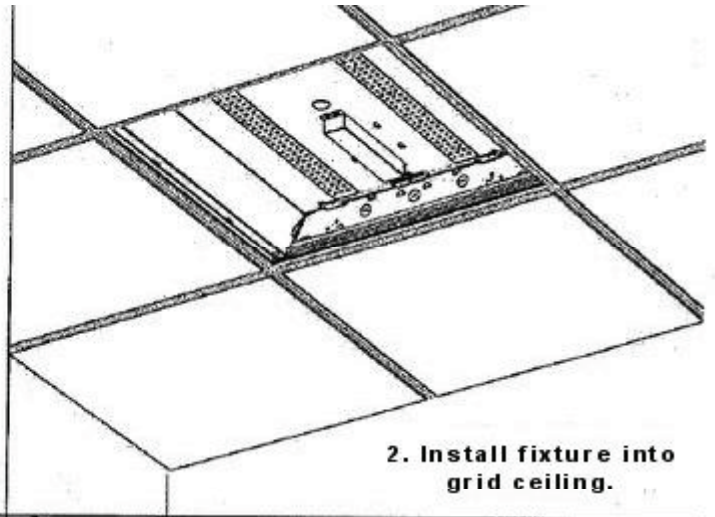
TEXAS

FLUORESCENTS

LED Recessed 2' x 2' Troffer Installation Instructions

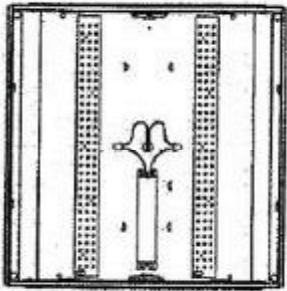


1. Remove louver/
diffuser assembly
and center driver
cover from fixture.

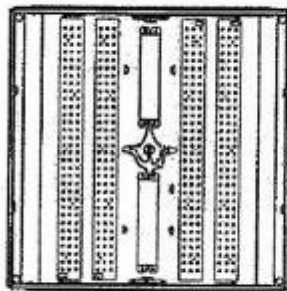


2. Install fixture into
grid ceiling.

*Make sure power is turned off at the source
to the troffer housing.*

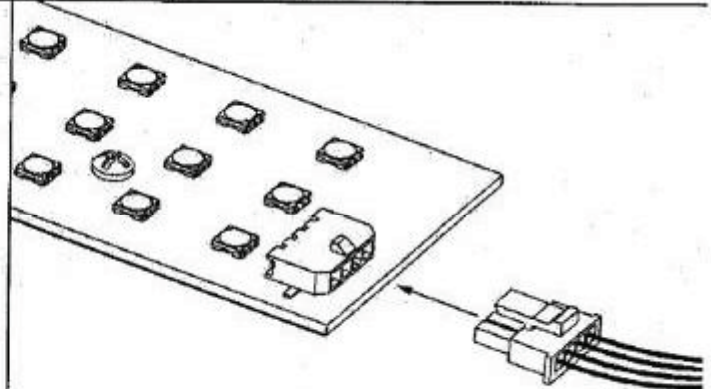


2 boards

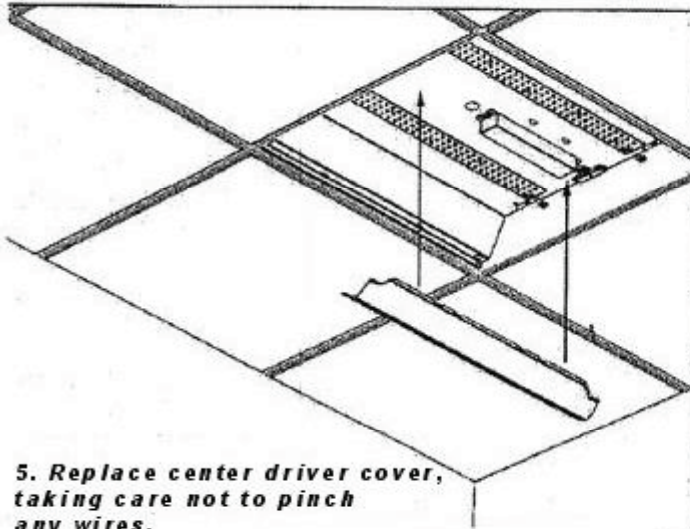


4 boards

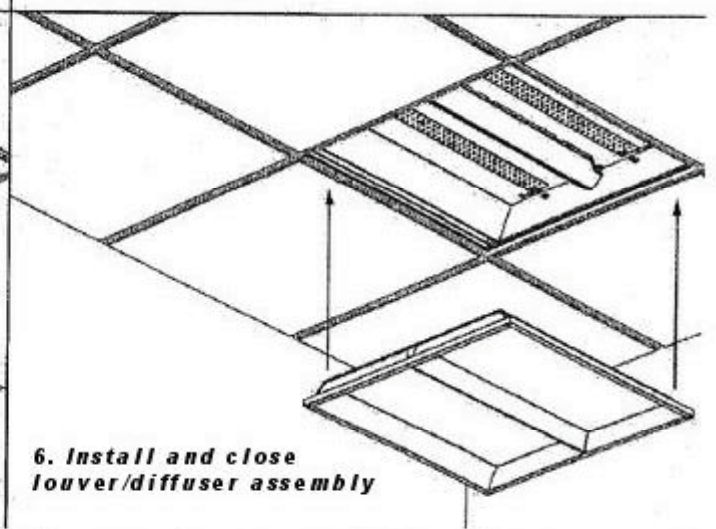
3. Bring electric power cord in through back of
fixture. Using wire nuts, connect cord leads to
LED driver input wires (black/white). Driver
can be connected to 120-277V AC input.



4. Ensure all microconnectors are attached
to LED circuit boards.



5. Replace center driver cover,
taking care not to pinch
any wires.



6. Install and close
louver/diffuser assembly

7. Restore power to fixture at fuse or circuit breaker.

ILI Series

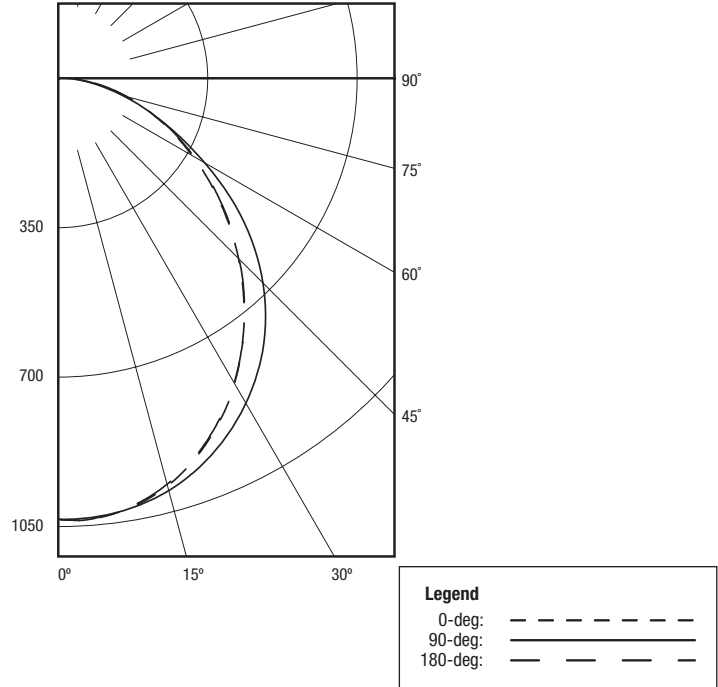
2x2/2x4 LED/FLUOR



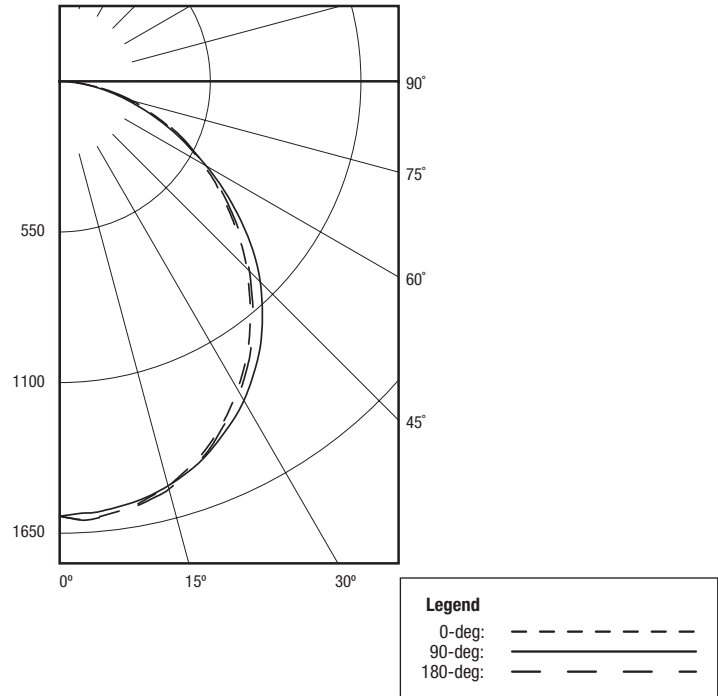
LED light source and luminaire specifications

| ILI LED Troffer | | |
|-----------------------------|------------|------------|
| Specification | 2'x2' | 2'x4' |
| Input Wattage | 35.6 | 52 |
| Delivered Lumens (lms) | 3510 | 5567 |
| Efficacy (LpW) | 98.6 | 107.1 |
| Color Rendering Index (CRI) | 84.3 | 84.4 |
| Color Temperature (CCT) k | 3500, 4000 | 3500, 4000 |
| Minimum Ambient Temp (°F) | -4 | -4 |
| Maximum Ambient Temp (°F) | 158 | 158 |
| Dimming | 0-10v | 0-10v |
| Rated Life (L70) | 50000 | 50000 |
| Warranty | 5 years | 5 years |
| Voltage (V) | 120-277v | 120-277v |
| Operating Frequency (Hz) | 50/60 | 50/60 |
| UL | Yes | Yes |
| FCC | Compliant | Compliant |

ILI 2x2 LG IT



ILI 2x4 LG IT



| |
|-----------------|
| Catalog Number: |
| Notes: |