


Wooden Accents Wraparounds With Oak Frames



Application

Provides general illumination in residential, institutional and commercial interiors. Ideal for use in kitchens, office, utility areas or closets.

FEATURES & SPECIFICATIONS

Attributes

Handsome Wraparound with Solid Oak End Panels and Side rails. Suitable for any room in the home. White Prismatic or Acrylic lens.

Construction

Fixture housing is die-formed from a heavy gauge cold-rolled steel. Wireway covered snaps on or off without tools.

Electrical

Unless otherwise specified, ballasts are rapid start, class "P" thermally protected, H.P.F., CBM-ETL. Optional ballasts available include: energy saving (ESB), electronic (ELB), dimming (DIM), low temperature (CW). Standard voltage on all fixtures is 120V 60HZ AC, or as specified. Sufficient knockouts are provided on the back for all connections and through wiring.

Diffuser

A crystal clear diffuser extruded from 100% virgin acrylic that will maintain its color under normal conditions, indefinitely. Linear prisms on the interior side walls direct the light ceilingward, which can then refract back down. The bottom is composed of an evenly spaced pattern of conical prisms yielding low brightness, glarefree diffused light. Diffuser is lift and shift for ease of relamping and cleaning and is capable of hanging down from either side of the housing.

Mounting

May be surface or pendant mounted.

Listing

Fixtures conform to Underwriters' Laboratories standards for production and are carefully tested prior to packing.

(972) 247-3171

Factory/Warehouse • 2055 Luna Road • Suite 142 • Carrollton, TX 75006

(972) 247-3171 Phone • (972) 247-0200 Fax


Email sales@texasfluorescents.com

Look For Complete Internet Catalog • www.texasfluorescents.com

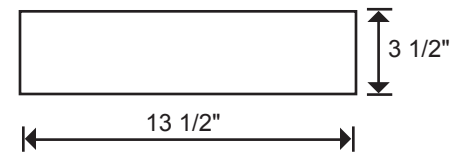
Wooden Accents Wraparounds With Oak Frames

DIMENSIONS

SIDE VIEW



END VIEW



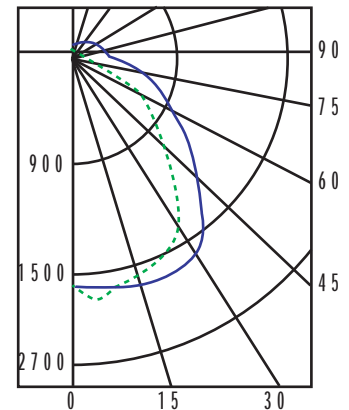
PHOTOMETRIC DATA

Coefficients of Utilization

RC	80				70				50			30			10			
	RW	70	50	30	10	70	50	30	10	50	30	10	50	30	10	50	30	10
RCR 1	78	74	71	68	75	72	69	66	67	65	63	63	62	60	60	58	57	
2	71	65	60	56	68	63	58	54	59	55	52	56	53	50	53	50	48	
3	65	57	52	47	63	56	50	46	53	48	44	50	46	43	47	44	41	
4	60	51	45	40	57	50	44	39	47	42	38	44	40	37	42	39	36	
5	54	45	39	34	52	44	38	33	42	36	32	39	35	32	37	34	31	
6	50	40	34	29	48	39	33	29	37	32	28	36	31	27	34	30	27	
7	46	36	30	26	45	35	30	25	34	28	25	32	27	24	31	26	23	
8	43	33	26	22	41	32	26	22	30	25	21	29	24	21	28	23	20	
9	39	29	23	19	38	29	23	19	27	22	19	26	21	18	25	21	18	
10	36	27	21	17	35	26	21	17	25	20	16	24	19	16	23	19	16	

ZONAL CAVITY METHOD FLOOR REFL.=.20 SPACING TO MOUNTING HEIGHT RATIO=1.4

Distribution Curve



ORDERING INFORMATION

WRAPS WITH OAK FRAMES			ELECTRONIC	
Part Number	Bulb	Size	Part Number	Bulb
OAK 209 A 240	2-F40T12	9-1/2" X 49-1/8" X 3-1/4"	OAK 209 A 232 E120	2-F32T8
OAK 209 A 240	4-F40T12	13-1/2" X 49-1/2" X 3-1/2"	OAK 207 A 432 E120	4-F32T8
RESIDENTIAL		9-1/2" X 49-1/8" X 3-1/4"	OAK 209 A 232 S	2-F32T8
		13-1/2" X 49-1/2" X 3-1/2"	OAK 207 A 432 S	2-F40T12
				4-F32T8

"S" denotes residential electronic ballast that works with T8 or T12 lamps. For commercial jobs replace "S" with E120, E277, or MW (multi-volt).

(972) 247-3171

Factory/Warehouse • 2055 Luna Road • Suite 142 • Carrollton, TX 75006

(972) 247-3171 Phone • (972) 247-0200 Fax

Email sales@texasfluorescents.com

Look For Complete Internet Catalog • www.texasfluorescents.com