

# SHUD 2x2 ft.

Low Profile Dual Basket T5/T8

## FEATURES & SPECIFICATIONS

### INTENDED USE

Low profile dedicated to T5 or T8 lamping is ideal for shallow plenum spaces. Specification grade, direct / indirect center diffuser luminaire provides smooth and uniform ambient lighting for all commercial and industrial buildings with recessed configurations. Reflected light from matte surfaces provide a softened “sky light” appearance to the modern office environment. Choice of perforated basket or linear ribbed lens.

### SIZE W x L x H in inches

23.68”W x 23.68”L x 3.25”D

### LAMP

2 or 4 lamp positions

### MATERIALS & FEATURES

Housing is die-formed and embossed code 22 gage steel. Luminaire body finish is high reflectance baked white enamel, with matte white re-reflectors. Wiring knockouts are provided on the back of housing. Dual diffuser snaps into place; no tools are required for removal. Diffuser is perforated to maintain even brightness, and provided with an internal, acrylic overlay to obscure lamps. Ribbed acrylic lens provides increased light output.

- Direct / indirect mimics “sky light” appearance
- Matte white reflective surfaces for soft, uniform light distribution
- Recessed perforated dual diffuser with acrylic overlay.



### MOUNTING

Surface mount

### LISTING

Fixture and Ballast: UL Listed.

Ballast: Thermally protected, class P, HPF, Non PCB.

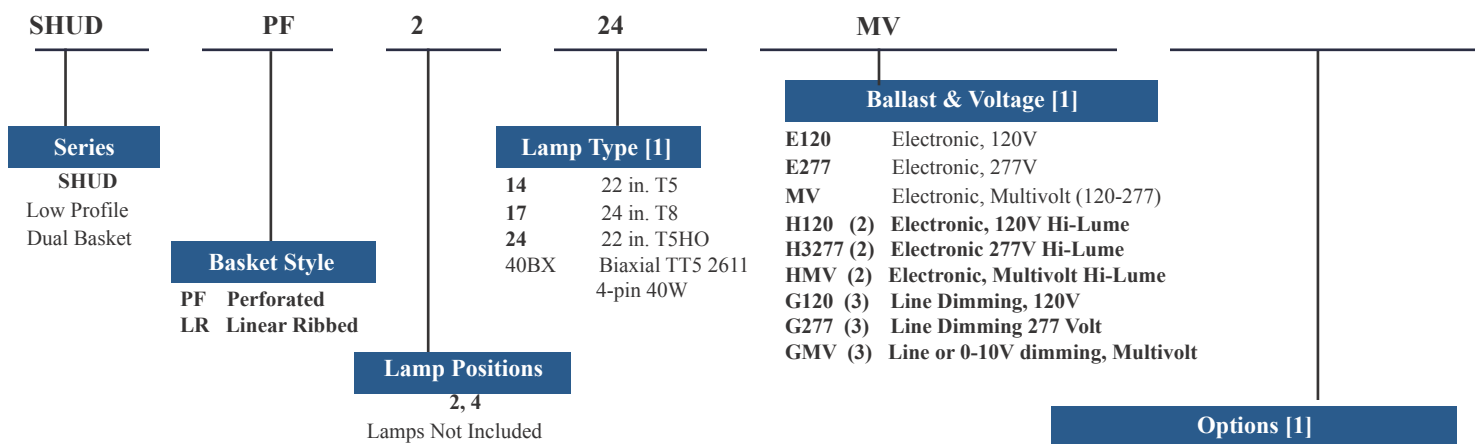
### TYPICAL OPTIONS AND ACCESSORIES

Emergency ballasts, whips, and lenses. See options page at the end of the T02Grid section, or contact factory for more details.

**POST PAINTED**

## ORDERING INFORMATION

Example: SHUDPF224MV



### Notes:

- [1] See end of T02Grid for many additional lamps, ballasts, finishes, and options.
- [2] HiLume and multivolt dimming ballasts available for T8 lamps only.
- [3] Dimming ballasts available for T8 & T5HO lamps only.

Catalog Number:
Notes:

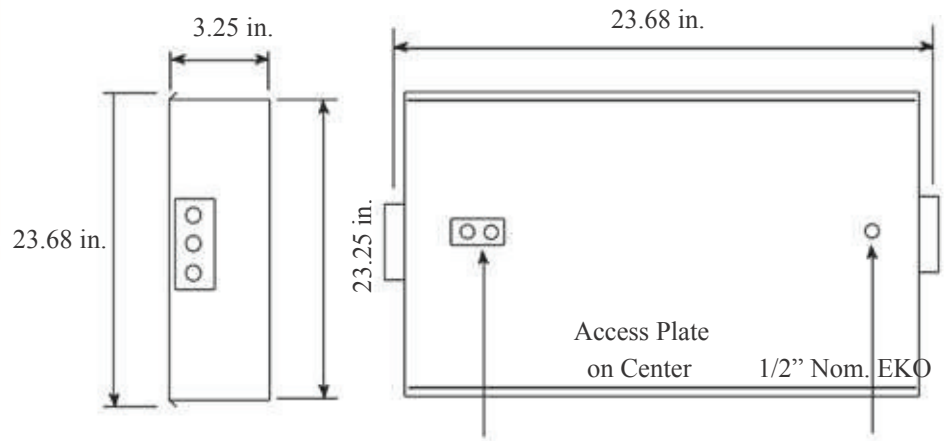
# SHUD 2x2 ft.

Low Profile Dual Basket T5/T8



## DIMENSIONS

All dimensions are inches. Specifications subject to change without notice.



Catalog Number:

Notes:

Texas Fluorescents  
2055 Luna Rd. Suite 142 Carrollton, TX 75006  
Phone: 972-247-3171 Fax: 972-247-0200

www.texasfluorescents.com email: sales@texasfluorescents.com

# SHUD 2x2 ft.

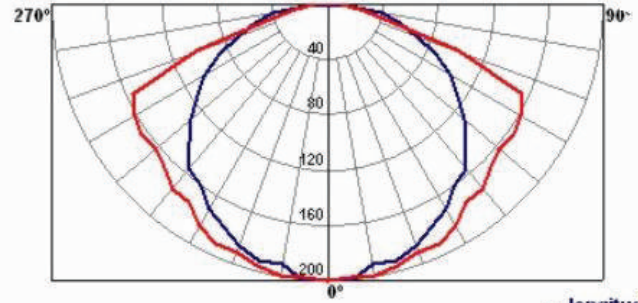
## Low Profile Dual Basket T5/T8



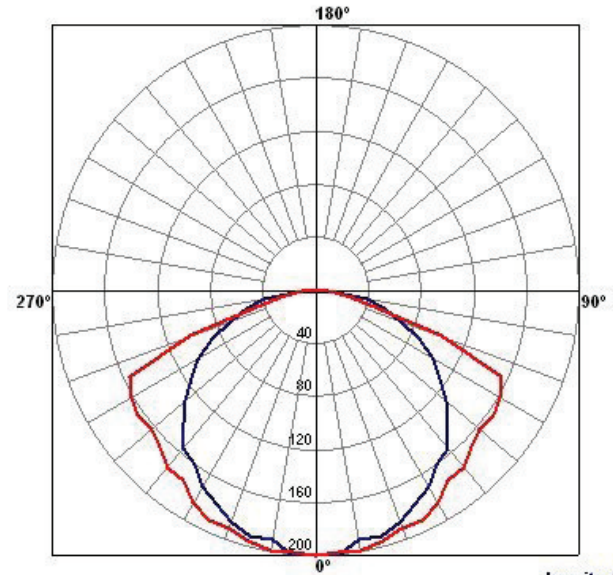
Glare Evaluation According to UGR										
pCeiling	70	70	50	50	30	70	70	50	50	30
pWalls	50	30	50	30	30	50	30	50	30	30
pFloor	20	20	20	20	20	20	20	20	20	20

Photometrics Fixture Efficiency UCPF Series 60.4%  
UCLR Series 88.2%

Room Size		Viewing direction at right angles to lamp axis					Viewing direction parallel to lamp axis				
x	y										
2H	2H	16.4	17.8	16.7	18.0	18.3	18.0	19.4	18.3	19.7	19.9
	3H	18.5	19.8	18.8	20.0	20.3	20.4	21.7	20.8	22.0	22.3
	4H	19.3	20.5	19.6	20.8	21.1	20.8	22.0	21.1	22.3	22.6
	6H	19.9	21.1	20.3	21.4	21.7	21.0	22.1	21.3	22.4	22.7
	8H	20.2	21.3	20.5	21.6	21.9	21.0	22.1	21.4	22.4	22.7
	12H	20.3	21.3	20.7	21.7	22.0	21.0	22.1	21.4	22.4	22.7
4H	2H	17.5	18.7	17.8	19.0	19.3	16.5	17.7	16.9	18.1	18.4
	3H	19.8	20.9	20.2	21.2	21.5	19.6	20.7	20.0	21.1	21.4
	4H	20.7	21.6	21.1	22.0	22.4	21.2	22.1	23.6	22.8	22.9
	6H	21.4	22.2	21.8	22.6	23.0	22.7	23.5	23.1	23.9	24.4
	8H	21.7	22.4	22.1	22.8	23.2	23.2	23.9	23.6	24.6	24.8
	12H	21.8	22.5	22.3	22.9	23.4	22.1	22.8	22.6	23.2	23.6
8H	4H	21.1	21.9	21.5	22.3	22.7	22.0	22.8	22.4	23.2	23.6
	6H	21.9	22.5	22.4	23.0	23.4	23.3	23.0	22.8	23.4	23.8
	8H	22.3	22.8	22.7	23.2	23.7	22.5	23.0	23.0	23.5	23.9
	12H	22.5	22.9	23.0	23.4	23.9	22.6	23.0	23.1	23.5	24.0
12H	4H	21.1	21.8	21.6	22.2	22.6	22.0	22.7	22.5	23.1	23.5
	6H	22.0	22.5	22.4	22.9	23.4	22.4	22.9	22.9	23.4	23.9
	8H	22.3	22.8	22.8	23.2	23.7	22.5	23.0	23.0	23.5	24.0



Máx: 200 cd/Klm  
--- longitudinal  
--- transversal



Máx: 200 cd/Klm  
--- longitudinal  
--- transversal

### Variation of the observer position for the luminaire distances S

S=1.0H	+0.1/	-0.1	+0.1/	-0.1
S=1.5H	+0.2/	-0.3	+0.2/	-0.2
S=2.0H	+0.3/	-0.6	+0.6/	-0.5
Standard table		BK07		BK05
Correction		-4.0		-4.1
Summand				
Corrected Glare Indices referring to 1.00.00m Total Luminous Flux				

Certificate of Utilization																					
pfc=0.20																					
pcc	.8				.7				.5				.3				.1				0
pw	.7	.5	.3	.1	.7	.5	.3	.1	.5	.3	.1	.5	.3	.1	.5	.3	.1	.5	.3	.1	0
R C R																					
0	83	83	83	83	81	81	81	81	78	78	78	74	74	74	71	71	71	71	71	71	70
1	75	72	69	66	74	70	67	65	67	65	63	64	62	61	62	60	59	57	57	57	57
2	68	62	56	52	66	60	56	51	58	54	50	55	52	49	53	50	48	46	46	46	46
3	61	53	47	42	60	52	46	42	50	45	41	48	44	40	46	43	40	38	38	38	38
4	56	47	40	35	54	46	40	35	44	38	34	42	38	34	41	37	33	32	32	32	32
5	51	41	35	30	49	40	34	29	39	33	29	37	33	29	36	32	28	27	27	27	27
6	47	37	30	25	45	36	30	25	35	29	25	34	29	25	32	28	25	23	23	23	23
7	43	33	27	22	42	33	26	22	31	26	22	30	25	22	29	25	21	20	20	20	20
8	37	27	21	17	36	27	21	17	26	21	17	25	21	17	25	20	17	16	16	16	16
9	35	25	19	16	34	25	19	16	24	19	15	23	19	15	23	18	15	14	14	14	14

Catalog Number: \_\_\_\_\_

Notes: \_\_\_\_\_

Texas Fluorescents  
2055 Luna Rd. Suite 142 Carrollton, TX 75006  
Phone: 972-247-3171 Fax: 972-247-0200

www.texasfluorescents.com email: sales@texasfluorescents.com

# SHUD 2x2 ft.

Low Profile Dual Basket T5/T8



Glare Evaluation According to UGR										
pCeiling	70	70	50	50	30	70	70	50	50	30
pWalls	50	30	50	30	30	50	30	50	30	30
pFloor	20	20	20	20	20	20	20	20	20	20

**Variation of the observer position for the luminaire distances S**

S=1.0H                    +0.1/-0.1                    +0.1/-0.1

S=1.5H                    +0.2/-0.3                    +0.2/-0.2

S=2.0H                    +0.3/-0.6                    +0.6/-0.5

Standard table            BK07                                    BK05

Correction                    -4.0                                    -4.1

Summand

Corrected Glare Indices referring to 1.00.00m Total Luminous Flux

Room Size		Viewing direction at right angles to lamp axis						Viewing direction parallel to lamp axis					
x	y												
2H	2H	16.4	17.8	16.7	18.0	18.3	18.0	19.4	18.3	19.7	19.9		
	3H	18.5	19.8	18.8	20.0	20.3	20.4	21.7	20.8	22.0	22.3		
	4H	19.3	20.5	19.6	20.8	21.1	20.8	22.0	21.1	22.3	22.6		
	6H	19.9	21.1	20.3	21.4	21.7	21.0	22.1	21.3	22.4	22.7		
4H	8H	20.2	21.3	20.5	21.6	21.9	21.0	22.1	21.4	22.4	22.7		
	12H	20.3	21.3	20.7	21.7	22.0	21.0	22.1	21.4	22.4	22.7		
	2H	17.5	18.7	17.8	19.0	19.3	18.7	19.9	19.0	20.2	20.5		
	3H	19.8	20.9	20.2	21.2	21.5	21.3	22.3	21.6	22.6	23.0		
8H	4H	20.7	21.6	21.1	22.0	22.4	21.7	22.7	22.1	23.0	23.4		
	6H	21.4	22.2	21.8	22.6	23.0	22.0	22.8	22.4	23.2	23.6		
	8H	21.7	22.4	22.1	22.8	23.2	22.1	22.8	22.5	23.2	23.6		
	12H	21.8	22.5	22.3	22.9	23.4	22.1	22.8	22.6	23.2	23.6		
12H	4H	21.1	21.9	21.5	22.3	22.7	22.0	22.8	22.4	23.2	23.6		
	6H	21.9	22.8	22.4	23.0	23.4	22.3	23.0	22.8	23.4	23.8		
	8H	22.3	22.8	22.7	23.2	23.7	22.5	23.0	23.0	23.5	23.9		
	12H	22.5	22.9	23.0	23.4	23.9	22.6	23.0	23.1	23.5	24.0		
12H	4H	21.1	21.8	21.6	22.2	22.6	22.0	22.7	22.5	23.1	23.5		
	6H	22.0	22.5	22.4	22.9	23.4	22.4	22.9	22.9	23.4	23.9		
	8H	22.3	22.8	22.8	23.2	23.7	22.5	23.0	23.0	23.5	24.0		

Certificate of Utilization																		
pfc=0.20																		
pcc	.8				.7				.5			.3			.1			0
pw R C R	.7	.5	.3	.1	.7	.5	.3	.1	.5	.3	.1	.5	.3	.1	.5	.3	.1	0
0	83	83	83	83	81	81	81	81	78	78	78	74	74	74	71	71	71	70
1	75	72	69	66	74	70	67	65	67	65	63	64	62	61	62	60	59	57
2	68	62	56	52	66	60	56	51	58	54	50	55	52	49	53	50	48	46
3	61	53	47	42	60	52	46	42	50	45	41	48	44	40	46	43	40	38
4	56	47	40	35	54	46	40	35	44	38	34	42	35	34	41	37	33	32
5	51	41	35	30	49	40	34	29	39	33	29	37	33	29	36	32	28	27
6	47	37	30	25	45	36	30	25	35	29	25	34	29	25	32	28	25	23
7	43	33	27	22	42	33	26	22	31	26	22	30	25	22	29	25	21	20
8	40	30	24	19	39	30	24	19	29	23	19	28	23	19	27	22	19	18
9	37	27	21	17	36	27	21	17	26	21	17	25	21	17	25	20	17	16
10	35	25	19	16	34	25	19	16	24	19	15	23	19	15	23	18	15	14

Catalog Number:
Notes:

# SHUD 2x4 ft.

Low Profile Dual Basket T5/T8

## FEATURES & SPECIFICATIONS

### INTENDED USE

Low profile dedicated to T5 or T8 lamping is ideal for shallow plenum spaces. Specification grade, direct / indirect dual diffuser luminaire provides smooth and uniform ambient lighting for all commercial and industrial buildings with recessed configurations. Reflected light from matte surfaces provide a softened “sky light” appearance to the modern office environment. Choice of perforated basket or linear ribbed lens.

### SIZE W x L x H in inches

23.68”W x 47.7”L x 3.25”D

### LAMP

2 or 4 lamp positions

### MATERIALS & FEATURES

Housing is die-formed and embossed code 22 gauge steel. Luminaire body finish is high reflectance baked white enamel, with matte white re-reflectors. Wiring knockouts are provided on the back of housing. Dual diffuser snaps into place; no tools are required for removal. Diffuser is perforated to maintain even brightness, and provided with an internal, acrylic overlay to obscure lamps. Ribbed acrylic lens provides increased light output.

- Direct / indirect mimics “sky light” appearance
- Matte white reflective surfaces for soft, uniform light distribution
- Recessed perforated center diffuser with acrylic overlay.



### MOUNTING

Surface mount

### LISTING

Fixture and Ballast: UL Listed.

Ballast: Thermally protected, class P, HPF, Non PCB.

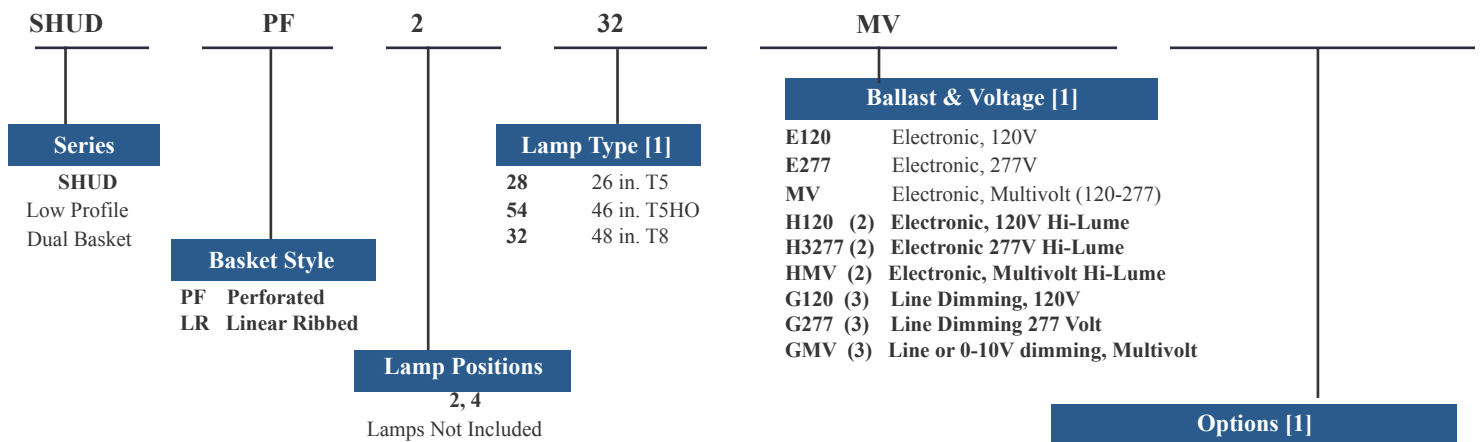
### TYPICAL OPTIONS AND ACCESSORIES

Emergency ballasts, whips, and lenses. See options page at the end of the T02Grid section, or contact factory for more details.

**POST PAINTED**

## ORDERING INFORMATION

Example: SHUDPF232MV



### Notes:

- [1] See end of T02Grid for many additional lamps, ballasts, finishes, and options.
- [2] HiLume and multivolt dimming ballasts available for T8 lamps only.
- [3] Dimming ballasts available for T8 & T5HO lamps only.

Texas Fluorescents

2055 Luna Rd. Suite 142 Carrollton, TX 75006 Phone: 972-247-3171 Fax: 972-247-0200 www.texasfluorescents.com email: sales@texasfluorescents.com

Catalog Number:
Notes:

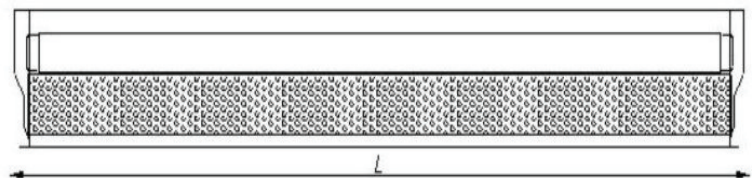
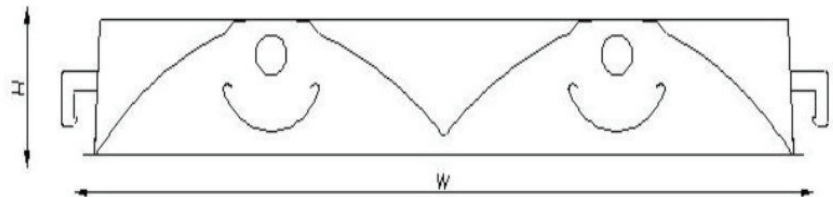
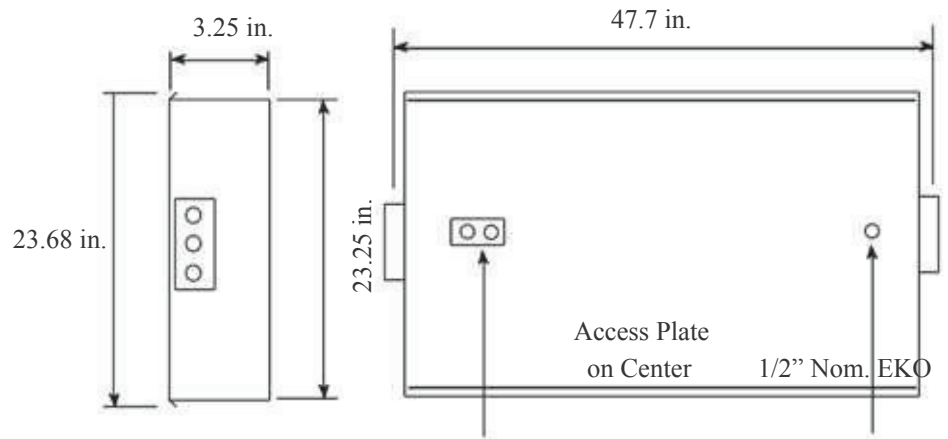
# SHUD 2x4 ft.

Low Profile Dual Basket T5/T8



## DIMENSIONS

All dimensions are inches. Specifications subject to change without notice.



Catalog Number:


Notes:

Texas Fluorescents  
2055 Luna Rd. Suite 142 Carrollton, TX 75006  
Phone: 972-247-3171 Fax: 972-247-0200

www.texasfluorescents.com email: sales@texasfluorescents.com

# SHUD 2x4 ft.

Low Profile Dual Basket T5/T8

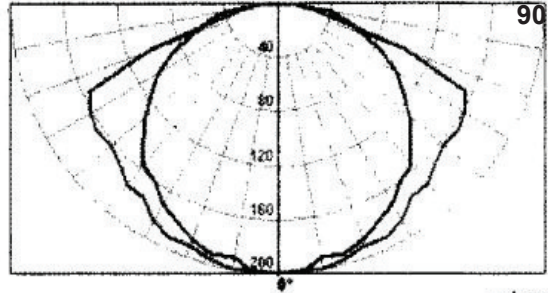


Glare Evaluation According to UGR										
pCeiling	70	70	50	50	30	70	70	50	50	30
pWalls	50	30	50	30	30	50	30	50	30	30
pFloor	20	20	20	20	20	20	20	20	20	20

Photometrics Fixture Efficiency UDFP Series 72.4%  
UDLR Series 82.7%

Room Size		Viewing direction at right angles to lamp axis					Viewing direction parallel to lamp axis				
x	y										
2H	2H	17.2	18.5	17.5	18.8	19.0	18.5	19.9	18.8	20.1	20.4
	3H	18.8	20.1	19.2	20.3	20.6	20.0	21.3	20.4	21.5	21.8
	4H	19.4	20.5	19.7	20.8	21.1	20.2	21.3	20.5	21.6	21.9
	6H	19.8	20.9	20.1	21.2	21.5	20.2	21.3	20.6	21.6	21.9
	8H	19.9	20.9	20.3	21.2	21.6	20.2	21.2	20.5	21.5	21.8
	12H	19.9	20.9	20.3	21.2	21.6	20.2	21.1	20.5	21.5	21.8
4H	2H	18.1	19.3	18.4	19.5	19.8	19.1	20.3	19.5	20.6	20.9
	3H	19.9	20.9	20.3	21.2	21.6	20.8	21.8	21.2	22.1	22.4
	4H	20.6	21.4	21.0	21.8	22.1	21.0	21.9	21.4	22.2	22.6
6	6H	21.0	21.8	21.4	22.1	22.5	21.1	21.8	21.5	22.2	22.6
	8H	21.2	21.8	21.6	22.2	22.7	21.1	21.8	21.5	22.2	22.6
	12H	21.2	21.8	21.7	22.2	22.7	21.1	21.7	21.5	22.1	22.6
8H	4H	20.8	21.5	21.2	21.9	22.3	21.2	21.9	21.6	22.3	22.7
	6H	21.3	21.9	21.8	22.3	22.7	21.3	21.9	21.8	22.3	22.8
	8H	21.5	22.0	22.0	22.4	22.9	21.3	21.8	21.8	22.3	22.8
	12H	21.6	22.0	22.1	22.5	23.0	21.4	21.8	21.9	22.2	22.7
12H	4H	20.8	21.4	21.2	21.8	22.2	21.2	21.8	21.6	22.2	22.7
	6H	21.3	21.8	21.8	22.2	22.7	21.3	21.8	21.8	22.3	22.7
	8H	21.5	21.9	22.0	22.4	22.9	21.4	21.8	21.9	22.2	22.7

270

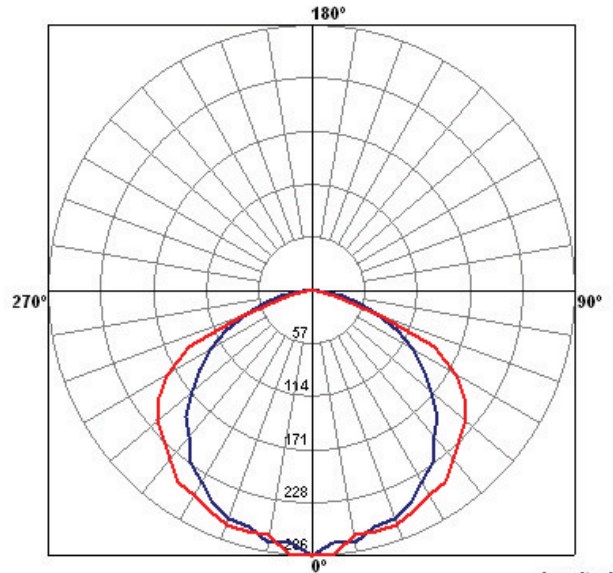


Max: 290 cd/Klm

--- longitudinal  
--- transversal

**Variation of the observer position for the luminaire distances S**

S=1.0H	+0.1/	-0.1	+0.1/	-0.2
S=1.5H	+0.3/	-0.4	+0.2/	-0.3
S=2.0H	+0.5/	-0.9	+0.7/	-0.9
Standard table		BK06		BK03
Correction		-4.3		-4.9
Summand				
Corrected Glare Indices referring to 1.00.00m Total Luminous Flux				



Max: 286 cd/Klm

--- longitudinal  
--- transversal

Certificate of Utilization																					
pfc=0.20																					
pcc	.8				.7				.5				.3				.1				0
pw	.7	.5	.3	.1	.7	.5	.3	.1	.5	.3	.1	.5	.3	.1	.5	.3	.1	0			
R C R																					
0	104	104	104	104	102	102	102	102	97	97	97	93	93	93	89	89	89	88			
1	95	91	88	84	93	89	86	83	86	83	80	82	80	78	79	77	75	74			
2	87	79	73	68	84	78	72	67	74	70	66	72	68	64	69	66	63	61			
3	79	69	62	56	76	68	61	56	65	59	55	63	58	54	60	56	53	51			
4	72	61	53	47	70	60	52	47	57	51	46	55	50	45	53	49	45	43			
5	66	54	46	40	64	53	45	40	51	44	39	49	43	39	48	43	38	37			
6	60	48	40	35	59	48	40	34	46	39	34	44	38	34	43	38	33	32			
7	56	44	36	30	54	43	35	30	42	35	30	40	34	30	39	34	29	28			
8	52	40	32	27	50	39	32	27	38	31	26	37	30	26	36	30	28	24			
9	48	36	29	24	47	36	28	24	35	28	24	34	28	24	33	27	23	22			

Catalog Number: \_\_\_\_\_


Notes: \_\_\_\_\_

Texas Fluorescents  
2055 Luna Rd. Suite 142 Carrollton, TX 75006  
Phone: 972-247-3171 Fax: 972-247-0200

www.texasfluorescents.com email: sales@texasfluorescents.com

# SHUD 2x4 ft.

Low Profile Dual Basket T5/T8



Glare Evaluation According to UGR										
pCeiling	70	70	50	50	30	70	70	50	50	30
pWalls	50	30	50	30	30	50	30	50	30	30
pFloor	20	20	20	20	20	20	20	20	20	20

**Variation of the observer position for the luminaire distances S**

S=1.0H                    +0.1/-0.1                    +0.1/-0.1

S=1.5H                    +0.3/-0.3                    +0.1/-0.1

S=2.0H                    +0.4/-0.8                    +0.2/-0.3

Standard table            BK06                            BK07

Correction                    -3.5                            -1.0

Summand

Corrected Glare Indices referring to 1.00.00m Total Luminous Flux

Room Size		Viewing direction at right angles to lamp axis						Viewing direction parallel to lamp axis					
x	y												
2H	2H	16.9	18.3	17.2	18.5	18.8	18.3	19.7	18.6	20.0	20.2		
	3H	18.6	19.9	18.9	20.1	20.4	21.1	22.4	21.4	22.6	22.9		
	4H	19.2	20.4	19.6	20.7	21.0	22.2	23.4	22.6	23.7	24.0		
	6H	19.7	20.8	20.0	21.1	21.4	22.8	23.9	23.2	24.2	24.5		
	8H	19.8	20.9	20.1	21.2	21.5	22.9	24.0	23.2	24.3	24.6		
	12H	19.8	20.9	20.2	21.2	21.5	22.9	23.9	23.2	24.2	24.6		
4H	2H	17.9	19.1	18.2	19.4	19.7	19.0	20.2	19.3	20.5	20.8		
	3H	19.9	21.0	20.3	21.3	21.6	21.9	23.0	22.3	23.3	23.6		
	4H	20.8	21.7	21.2	22.0	22.4	23.2	24.1	23.6	24.5	24.9		
	6H	21.3	22.1	21.7	22.5	22.9	23.9	24.7	24.3	25.1	25.5		
	8H	21.5	22.2	21.9	22.6	23.0	24.0	24.8	24.5	25.2	25.6		
	12H	21.5	22.2	22.0	22.6	23.1	24.0	24.7	24.5	25.1	25.6		
8H	4H	21.5	22.2	21.9	22.6	23.0	23.5	24.3	24.0	24.7	25.1		
	6H	22.2	22.8	22.7	23.2	23.7	24.3	25.0	24.8	25.4	25.8		
	8H	22.4	22.9	22.9	23.4	23.9	24.9	25.0	25.0	25.5	26.0		
	12H	22.5	23.0	23.0	23.4	23.9	24.6	25.0	25.0	25.5	26.0		
12H	4H	21.6	22.2	22.0	22.6	23.1	23.5	24.2	24.0	24.6	25.1		
	6H	22.3	22.9	22.8	23.3	23.8	24.4	24.9	24.9	25.4	25.9		
	8H	22.6	23.0	23.1	23.5	24.0	24.6	25.0	25.1	25.5	26.0		

Certificate of Utilization																		
pfc=0.20																		
pcc	.8				.7				.5			.3			.1			0
pw R C R	.7	.5	.3	.1	.7	.5	.3	.1	.5	.3	.1	.5	.3	.1	.5	.3	.1	0
0	106	106	106	106	103	103	103	103	99	99	99	95	95	95	91	91	91	89
1	96	91	87	84	94	89	86	82	85	82	80	82	80	77	79	77	75	73
2	86	79	72	66	84	77	71	66	74	68	64	71	66	63	68	64	61	59
3	78	68	60	54	76	67	59	54	54	58	53	61	56	52	59	55	51	49
4	71	60	51	45	69	59	51	45	56	49	44	54	48	43	52	47	43	41
5	65	53	44	38	63	52	44	38	50	43	38	48	42	37	46	41	37	35
6	60	47	39	33	58	47	39	33	45	38	32	43	37	32	42	36	37	30
7	55	43	35	29	54	42	34	29	41	34	28	39	33	28	38	32	28	26
8	51	39	31	25	50	38	31	25	37	30	25	36	30	25	35	29	25	23
9	48	36	28	23	47	35	28	23	34	27	23	33	27	22	32	26	22	21
10	45	33	25	20	44	32	25	20	31	25	20	30	24	20	30	24	20	19

Catalog Number:
Notes:

Texas Fluorescents  
 2055 Luna Rd. Suite 142 Carrollton, TX 75006  
 Phone: 972-247-3171 Fax: 972-247-0200

www.texasfluorescents.com email: sales@texasfluorescents.com