

# WSB 2 x 2

Two Inch Parabolic T5



## FEATURES & SPECIFICATIONS

### INTENDED USE

Three light T5 parabolic provides high efficient lighting in less than two inches of depth. Recessed or surface mounting.

### SIZE W x L x H in inches (mm)

23.7" x 23.7" x 1.78"

### LAMP

3 lamp position.

### MATERIALS & FEATURES

Housing is die-formed and embossed code 22 gage steel. Luminaire body finish is high reflectance baked white enamel, with matte white reflectors. Wiring knockouts are provided on the back of housing. White steel blades (WSB).

- Unique aesthetic combines dedicated louvers with seamless perforated face
- Excellent glare control for spaces where computers are in use; RP-1 compliant
- 1.78" deep ultra-shallow housing frees up plenum space, fits into tight areas, and is easy to handle and install
- Ideal for 8'x8' and 8'x10' spacings
- T5 or T5 HO technology offers an exceptional lumen package
- Dedicated louvers create an optical envelope to provide maximum contribution from each lamp

### MOUNTING

Recessed inverted T-Bar ceilings. Grid mount or Surface Mount

### LISTING

Fixture and Ballast: UL Listed.

Ballast: Thermally protected, class P, HPF, Non PCB.

### TYPICAL OPTIONS AND ACCESSORIES

Emergency ballasts, whips, and lenses. See options page at the end of the T02Grid section, or contact factory for more details.

## ORDERING INFORMATION

Example: **WSB324E120**

<b>WSB</b>	<b>3</b>	<b>24</b>	<b>E120</b>		
<b>Series</b>		<b>Lamp Type [1]</b>		<b>Ballast &amp; Voltage [1]</b>	
<b>WSB</b>	T5 White Steel Blades	<b>14</b>	22 in. T5	<b>E120</b>	Electronic, 120V
		<b>24</b>	22 in. T5HO	<b>E277</b>	Electronic, 277V
<b>Lamp Positions</b>				<b>MV</b>	Electronic, Multivolt
	<b>3</b>			<b>H120 [2]</b>	Electronic, Hi-Lume 120V
	Lamps Not Included			<b>H277 [2]</b>	Electronic, Hi-Lume 277V
				<b>HMV [2]</b>	Electronic, Hi-Lume Multivolt
				<b>G120 [3]</b>	Line Dimming, 120V
				<b>G277 [3]</b>	Line Dimming, 277V
				<b>GMV [3]</b>	Line or 0-10V dim, Multivolt
				<b>Options [1]</b>	
				<b>WP</b>	6ft whip, 3/18ga
				<b>WP10</b>	6ft whip, 4/18ga
				<b>EM</b>	Emergency ballast
				<b>EM14</b>	Emergency ballast, 1400Lumen

EM14 ballast required for T5, TT5 & T5HO lamps

### Notes

[1] See end of T02Grid for many additional lamps, ballasts, finishes, and options.

[2] HiLume and multivolt dimming ballasts available for T8 lamps only.

[3] Dimming ballasts available for T8 & T5HO lamps only.

Catalog Number:

Notes:

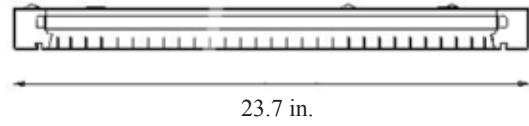
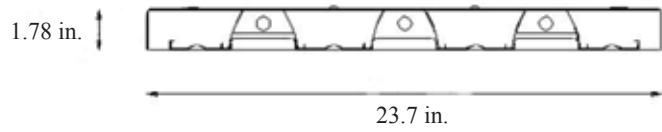
# WSB 2 x 2

Two Inch Parabolic T5



## DIMENSIONS

All dimensions are inches. Specifications subject to change without notice.



Catalog Number:
Notes:

# WSB 2 x 4

Two Inch Parabolic T5



## FEATURES & SPECIFICATIONS

### INTENDED USE

Three light T5 parabolic provides high efficient lighting in less than two inches of depth. Recessed or surface mounting.

### SIZE W x L x H in inches (mm)

23.7" x 47.5" x 1.78"

### LAMP

3 lamp position.

### MATERIALS & FEATURES

Housing is die-formed and embossed code 22 gage steel. Luminaire body finish is high reflectance baked white enamel, with matte white reflectors. Wiring knockouts are provided on the back of housing. White steel blades (WSB).

- Unique aesthetic combines dedicated louvers with seamless perforated face
- Excellent glare control for spaces where computers are in use; RP-1 compliant
- 1.78" deep ultra-shallow housing frees up plenum space, fits into tight areas, and is easy to handle and install
- Ideal for 8'x8' and 8'x10' spacings
- T5 or T5 HO technology offers an exceptional lumen package
- Dedicated louvers create an optical envelope to provide maximum contribution from each lamp

### MOUNTING

Recessed inverted T-Bar ceilings. Grid mount or Surface Mount

### LISTING

Fixture and Ballast: UL Listed.

Ballast: Thermally protected, class P, HPF, Non PCB.

### TYPICAL OPTIONS AND ACCESSORIES

Emergency ballasts, whips, and lenses. See options page at the end of the T02Grid section, or contact factory for more details.

## ORDERING INFORMATION

Example: **WSB354E120**

<b>WSB</b>	<b>3</b>	<b>54</b>	<b>E120</b>	
<b>Series</b>		<b>Lamp Type [1]</b>	<b>Ballast &amp; Voltage [1]</b>	
<b>WSB</b> T5 White Steel Blades		<b>28</b> 46 in. T5 <b>54</b> 46 in. T5HO	<b>E120</b> Electronic, 120V <b>E277</b> Electronic, 277V <b>MV</b> Electronic, Multivolt <b>H120 [2]</b> Electronic, Hi-Lume 120V <b>H277 [2]</b> Electronic, Hi-Lume 277V <b>HMV [2]</b> Electronic, Hi-Lume Multivolt <b>G120 [3]</b> Line Dimming, 120V <b>G277 [3]</b> Line Dimming, 277V <b>GMV [3]</b> Line or 0-10V dim, Multivolt	
	<b>Lamp Positions</b>			
	<b>3</b> Lamps Not Included			
				<b>Options [1]</b>
				<b>WP</b> 6ft whip, 3/18ga <b>WP10</b> 6ft whip, 4/18ga <b>EM</b> Emergency ballast <b>EM14</b> Emergency ballast, 1400Lumen

EM14 ballast required for T5, TT5 & T5HO lamps

### Notes

[1] See end of T02Grid for many additional lamps, ballasts, finishes, and options.

[2] HiLume and multivolt dimming ballasts available for T8 lamps only.

[3] Dimming ballasts available for T8 & T5HO lamps only.

Catalog Number:

Notes:

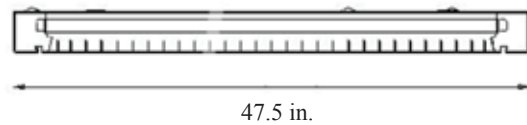
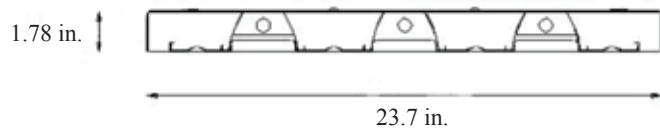
# WSB 2 x 4

Two Inch Parabolic T5



## DIMENSIONS

All dimensions are inches. Specifications subject to change without notice.



Catalog Number:
Notes: