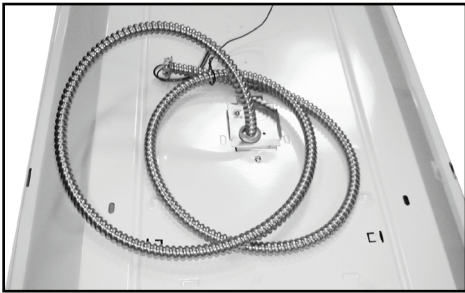




T02GRID **Wiring Options**



Whips: Flexible conduit, factory installed in access plate or EKO



Factory installed cord sets are available in black, white, various lengths, and plug styles.



Disconnects may be added to any recessed fixture to meet local building code requirements.

T02GRID Wiring Options - Availability Matrix

Description		131A 1X4 2X2 & 2X4	128A 1X4 2X4 & 4X4	PARA 1X4 2X2 & 2X4	SBP 2X2 & 2X4	RDI 2X2 & 2X4	SBRDI 2X2 & 2X4	DP 2X2 & 2X4	EWV 10X4		
6ft whip, 3/18ga	[1]	All	All	All	All	All	All	All	All	All	WP
6ft whip, 4/18ga	[1]	All	All	All	All	All	All	All	All	All	WP10
8ft 120V 5-15P Cordset	[2]	All	All	All	All	All	All	All	All	All	CS
8ft 120V 5-15P Cordset,white	[2]	All	All	All	All	All	All	All	All	All	CSW
8ft 120V 5-15P Cordset,black	[2]	All	All	All	All	All	All	All	All	All	CSB
8ft 3/18 Cord, no plug	[2]	All	All	All	All	All	All	All	All	All	CS08
12ft 3/18 Cord, no plug	[2]	All	All	All	All	All	All	All	All	All	CS10
12ft 120V 5-15P Cordset	[2]	All	All	All	All	All	All	All	All	All	CS11
8ft 277V L7-15P Cordset	[2]	All	All	All	All	All	All	All	All	All	CS12
Internal Fast-blow fuse	[3]	All	All	All	All	All	All	All	All	All	GLR
Internal Slow-blow fuse	[3]	All	All	All	All	All	All	All	All	All	GMF

Example: To add a 6ft 3/18ga whip, revise fixture catalog number from 131A432E120 to 131A432E120WP.

Notes

- [1] 18ga 600V insulated UL Listed conductors. Blk/Whi/Grn (3 cond) or Blk/Whi/Red/Grn (4 cond).
- [2] Grounded 3 wire conductor, SJT insulation, wired to fixture. Contact factory for additional options.
- [3] One fuse per ballast, installed.

Catalog Number:
Notes: